



VENUE
PERFORMANCE

&

meet
**BRISTOL
& BATH**



Our revolutionary data and analytics service helps venues navigate uncertainty and make the right decisions at the right time.

We measure the future,
so you can manage it.

meet
**BRISTOL
& BATH**

- Started in 2020
- c 100 venues in London
- Working with  marketing 
- Moving into other areas of UK
- Working with industry associations & other CVBs

 **VENUE**
PERFORMANCE

AEV | ASSOCIATION
OF EVENT
VENUES

HOTSTATS

 **Priava**

LONDON
CONVENTION BUREAU

ConferenceNews

 **nfs**

technology group


UKHOSPITALITY

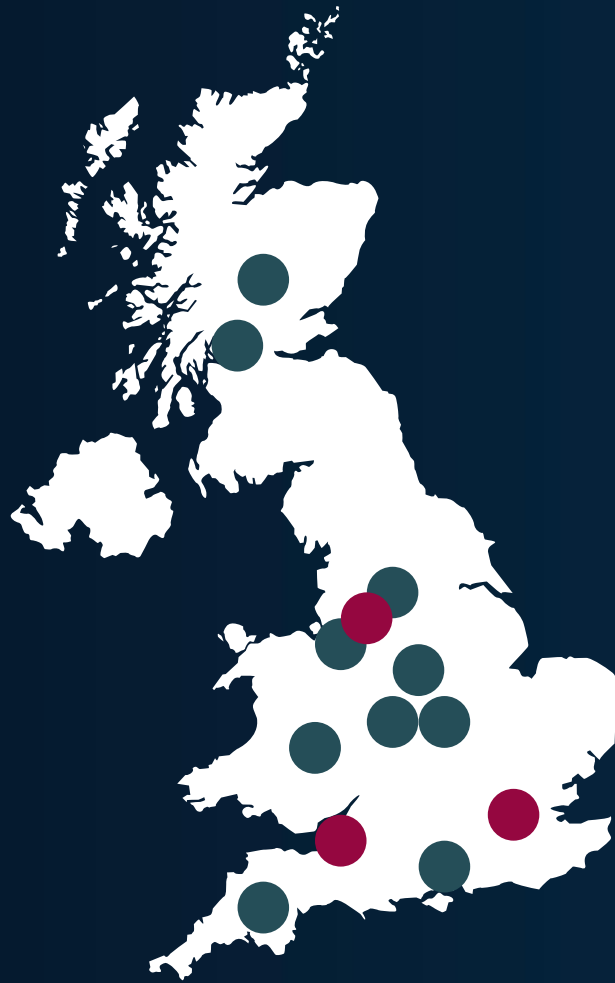
 HIRE SPACE

 HBAA beam

marketingManchester

meet
**BRISTOL
& BATH**

 **VENUE**
PERFORMANCE



meet
**BRISTOL
& BATH**

Partnershi

- Bristol & Bath data set
- Quarterly analysis
- Monthly data-deep dive
- Build new data sets
- Bristol & Bath on VP Executive
- Discount for Bristol & Bath members

Bookings & Events

Whole Market

? T ↻

Venue

Chart

Filter Start Date

Filter End Date

Status

Virtual

× 10 Downing Street

Bookings

Fri 1 Jan 2021

Thu 30 Sep 2021

× Confirmed

× All

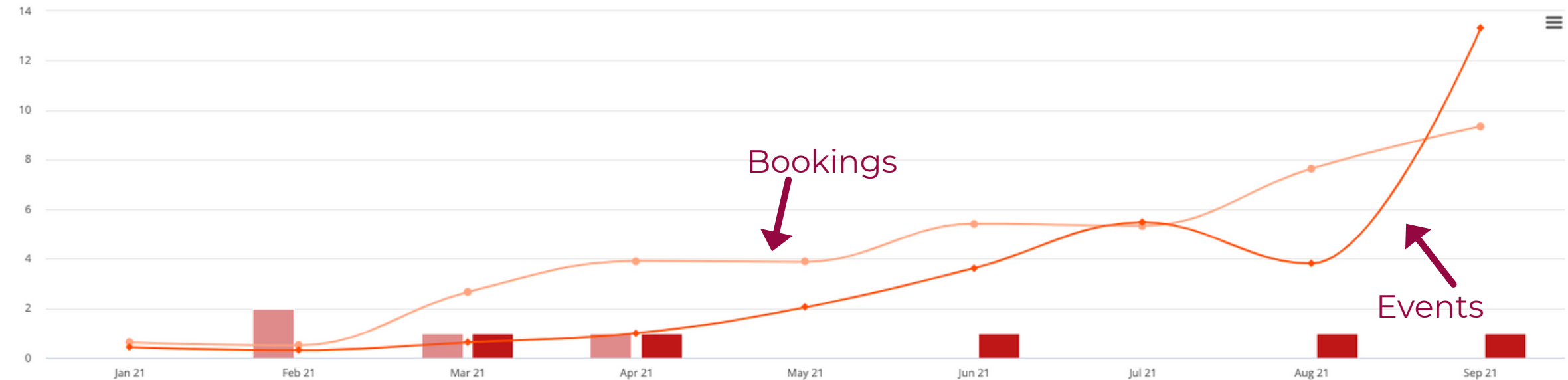
Delegation Size (0 - 10,000)

Event Type

KPI

× All

× Booking Date

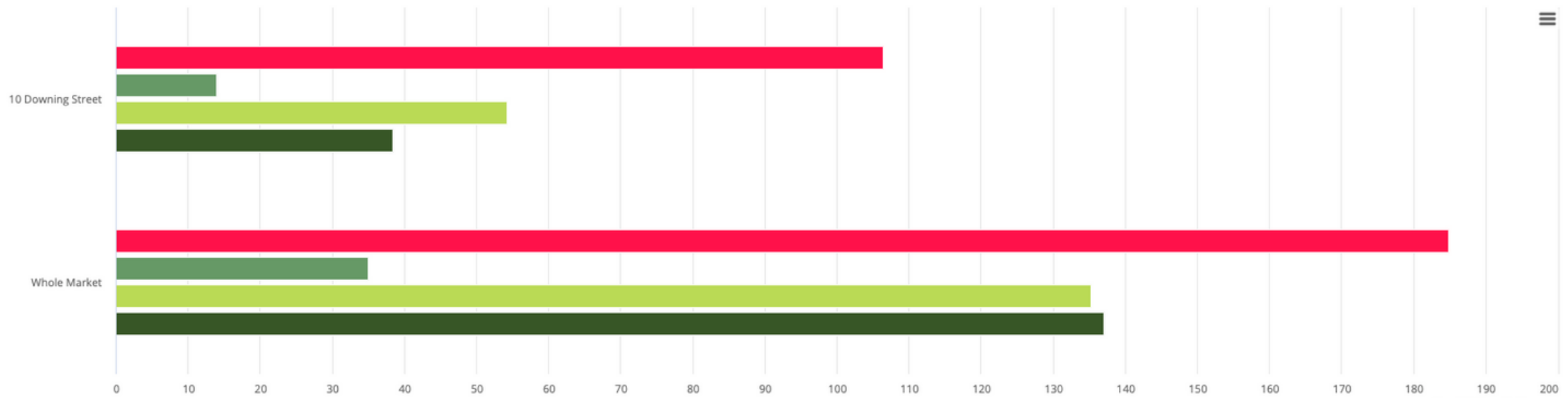


Whole Market



Venue: Chart: Filter Start Date: Filter End Date: Status: Virtual:

Delegation Size (0 - 10,000): Event Type: KPI:



Comparison Charts



Comparison Set

Chart

Filter Start Date

Filter End Date

Status

Virtual

Full set

Booking Trend

Fri 1 Oct 2021

Mon 31 Oct 2022

Confirmed

All

Delegation Size (0 - 10,000)

Event Type

KPI



All

Lead Time



Comparison Charts

Comparison Set: **Full set**

Chart: **Booking Trend**

Filter Start Date: **Fri 1 Oct 2021**

Filter End Date: **Mon 31 Oct 2022**

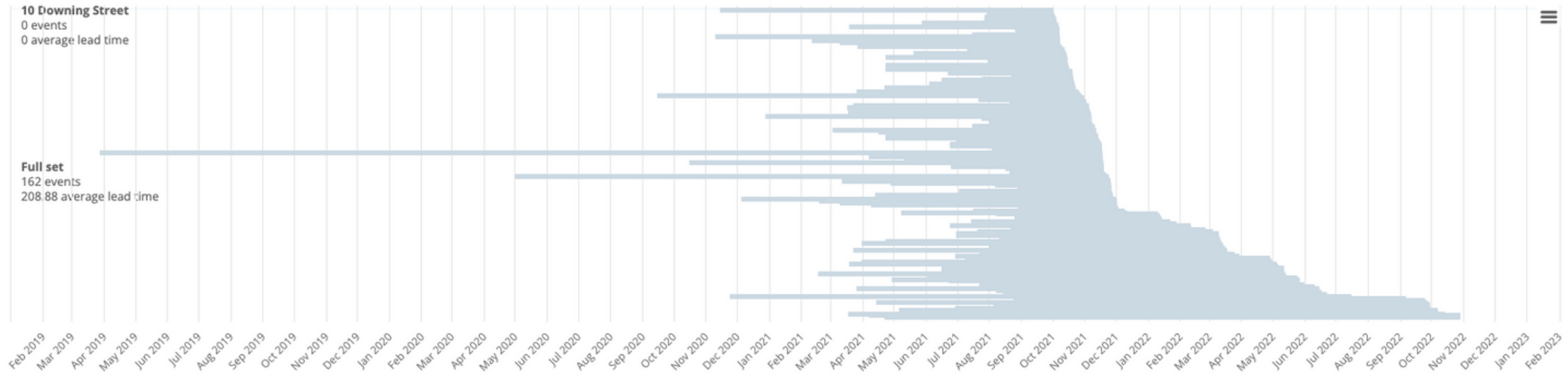
Status: **Confirmed**

Virtual: **All**

Delegation Size (0 - 10,000): **[Slider]**

Event Type: **Conference**

KPI: **Lead Time**



Comparison Charts



Comparison Set

Chart

Filter Start Date

Filter End Date

Status

Virtual

Full set

Booking Trend

Fri 1 Oct 2021

Mon 31 Oct 2022

Confirmed

All

Delegation Size (0 - 10,000)

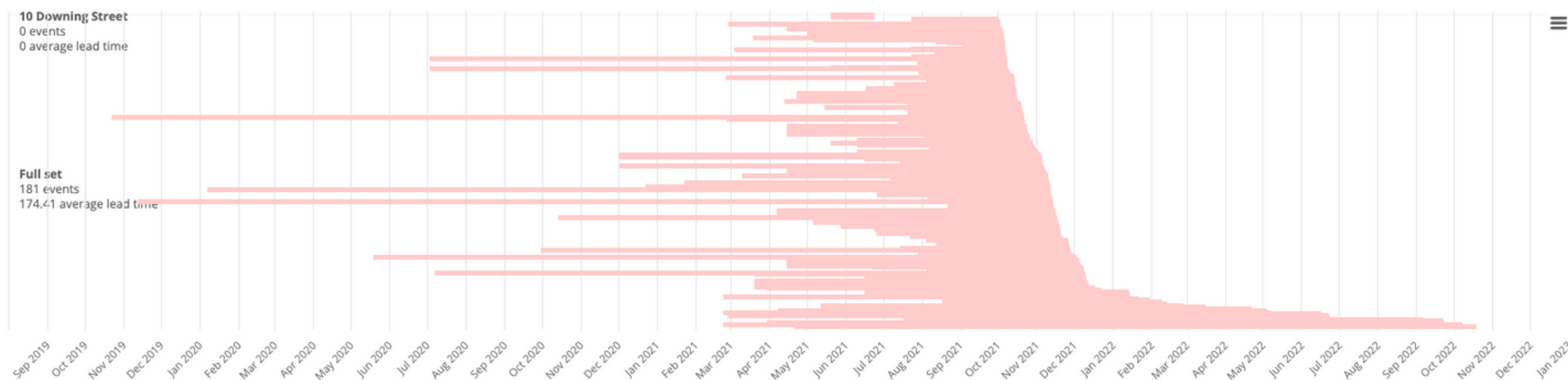
Event Type

KPI



Meeting

Lead Time



Event type

Whole Market



Venue

Chart

Filter Start Date

Filter End Date

Status

Virtual

None

Radar Event Types

Thu 1 Jul 2021

Fri 31 Dec 2021

Confirmed

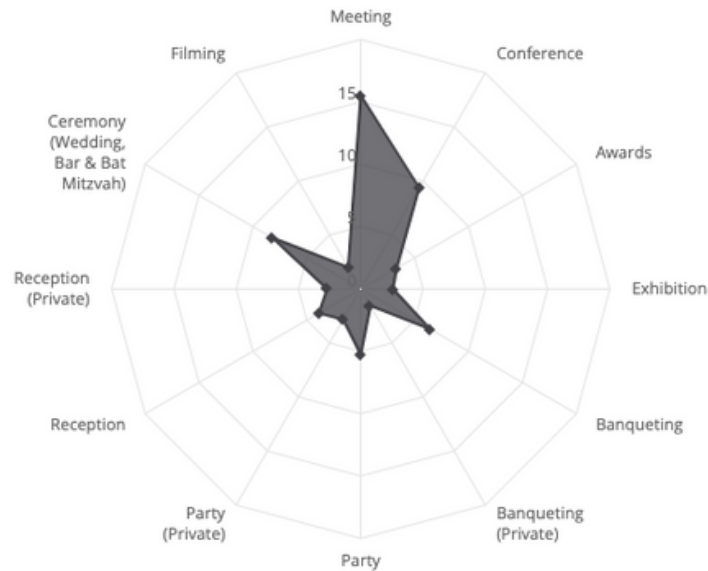
All

Delegation Size (0 - 10,000)

Event Type

KPI

All



Comparison Set: **Dummy comp set**

Chart: **Market Share**

Filter Start Date: **Tue 1 Jan 2019**

Filter End Date: **Sat 30 Jan 2021**

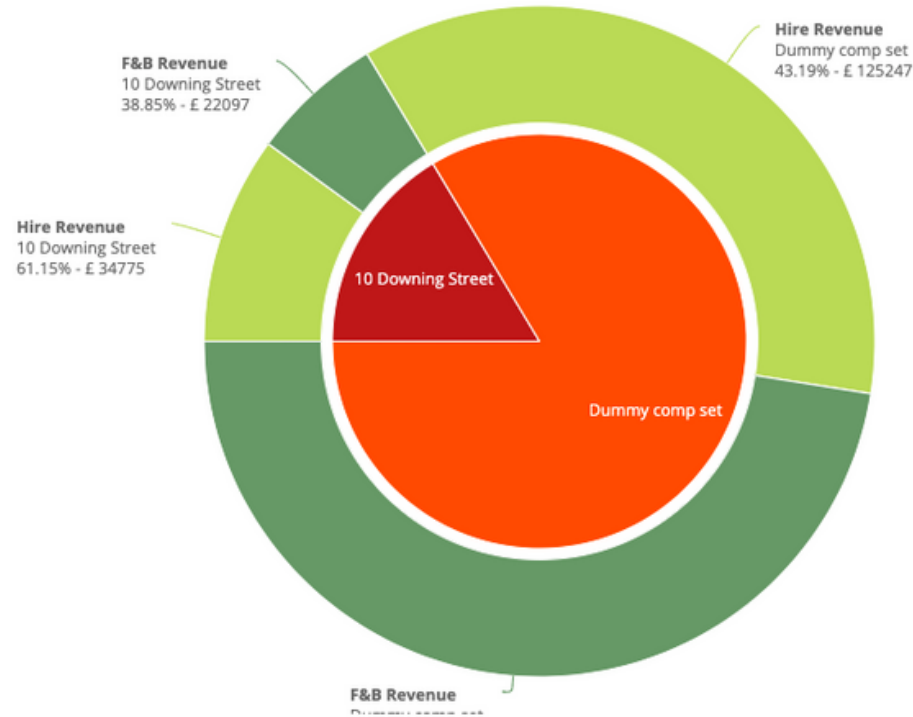
Status: **Confirmed**

Virtual: **All**

Delegation Size (0 - 10,000): **[Slider]**

Event Type: **All**

KPI: **Hire Revenue** **F&B Revenue**



Analysis

Comparison Set: **Gavin's comp 1**

Chart: **Average KPI**

Filter Start Date: **Thu 1 Apr 2021**

Filter End Date: **Wed 1 Sep 2021**

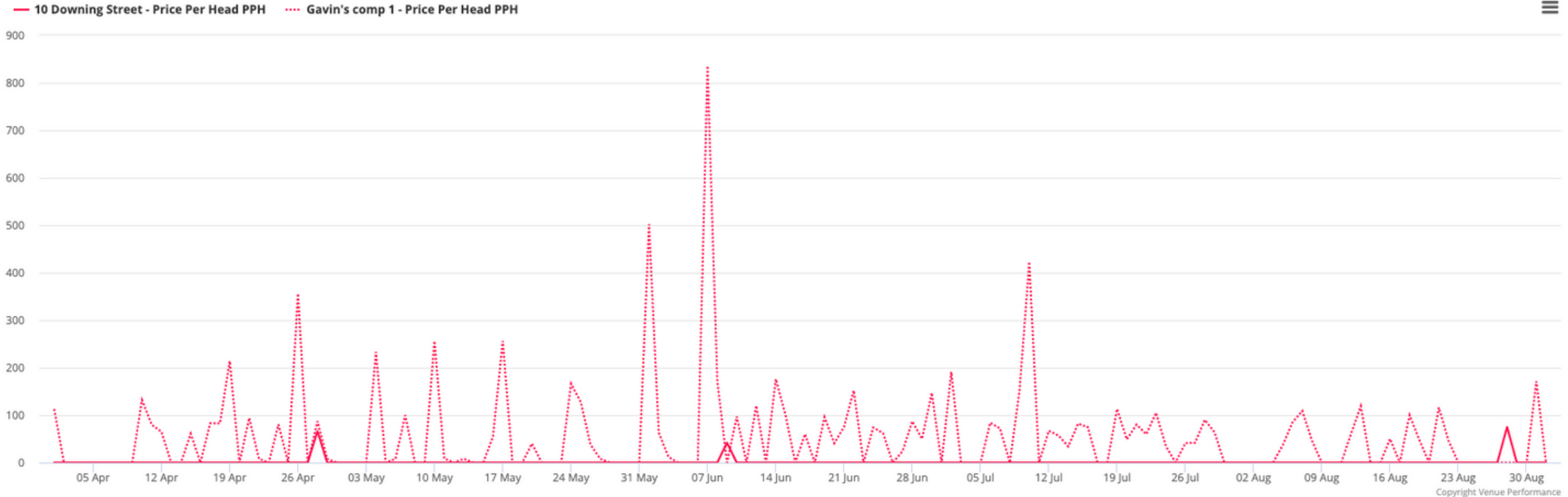
Status: **Confirmed**

Virtual: **All**

Delegation Size (0 - 10,000): **[Slider]**

Event Type: **All**

KPI: **Price Per Head PPH**



Whole Market



Venue

Chart

Filter Start Date

Filter End Date

Status

Virtual

x None

Scatter Events

Thu 1 Apr 2021

Wed 1 Sep 2021

x Confirmed

x All

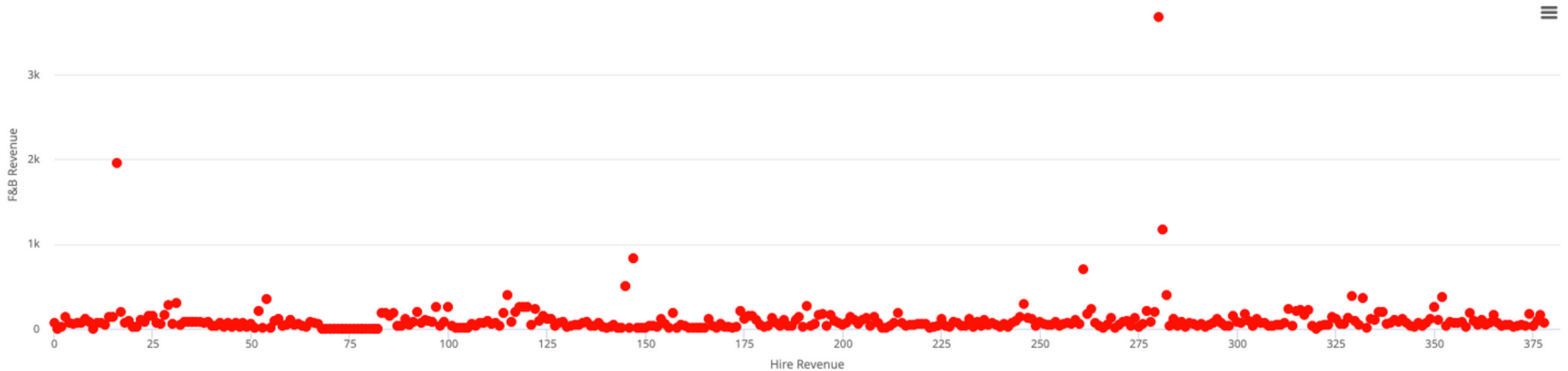
Delegation Size (0 - 10,000)

Event Type

KPI

x Meeting

x Price Per Head PPH



Conclusion

- Multiple competitive sets
- Updated monthly
- 24/7 access
- Meet B&B has input into your region's data
- Discount if a multiple venues join
- No commitment until 2022
- Monthly B&B/UK/other regions analysis